



# Packing List for Apple SuperDrive™

This package contains the following items:

---

1 Apple SuperDrive

---

1 Manual: *Apple SuperDrive User's Guide*

---

1 Drive Number label

---

1 Warranty card

---

If you have any questions, please contact your authorized Apple dealer.





# Packing List for Apple SuperDrive™

This package contains the following items:

---

1 Apple SuperDrive

---

1 Manual: *Apple SuperDrive User's Guide*

---

1 Drive Number label


---

1 Warranty card

---

If you have any questions, please contact your authorized Apple dealer.





# Apple SuperDrive

User's Guide

## Limited Warranty on Media and Replacement

If you discover physical defects in the manuals distributed with an Apple product or in the media on which a software product is distributed, Apple will replace the media or manuals at no charge to you, provided you return the item to be replaced with proof of purchase to Apple or an authorized Apple dealer during the 90-day period after you purchased the software. In addition, Apple will replace damaged software media and manuals for as long as the software product is included in Apple's Media Exchange Program. While not an upgrade or update method, this program offers additional protection for two years or more from the date of your original purchase. See your authorized Apple dealer for program coverage and details. In some countries the replacement period may be different; check with your authorized Apple dealer.

**ALL IMPLIED WARRANTIES ON THE MEDIA AND MANUALS, INCLUDING IMPLIED WARRANTIES OF MERCHANTABILITY AND FITNESS FOR A PARTICULAR PURPOSE, ARE LIMITED IN DURATION TO NINETY (90) DAYS FROM THE DATE OF THE ORIGINAL RETAIL PURCHASE OF THIS PRODUCT.**

Even though Apple has tested the software and reviewed the documentation, APPLE MAKES NO WARRANTY OR REPRESENTATION, EITHER EXPRESSED OR IMPLIED, WITH RESPECT TO SOFTWARE, ITS QUALITY, PERFORMANCE, MERCHANTABILITY, OR FITNESS FOR A PARTICULAR PURPOSE. AS A RESULT, THIS SOFTWARE IS SOLD "AS IS," AND YOU, THE PURCHASER, ARE ASSUMING THE ENTIRE RISK AS TO ITS QUALITY AND PERFORMANCE.

IN NO EVENT WILL APPLE BE LIABLE FOR DIRECT, INDIRECT, SPECIAL, INCIDENTAL, OR CONSEQUENTIAL DAMAGES RESULTING FROM ANY DEFECT IN THE SOFTWARE OR ITS DOCUMENTATION, even if advised of the possibility of such damages. In particular, Apple shall have no liability for any programs or data stored in or used with Apple products, including the costs of recovering such programs or data.

THE WARRANTY AND REMEDIES SET FORTH ABOVE ARE EXCLUSIVE AND IN LIEU OF ALL OTHERS, ORAL OR WRITTEN, EXPRESSED OR IMPLIED. No Apple dealer, agent, or employee is authorized to make any modification, extension, or addition to this warranty.

Some states do not allow the exclusion or limitation of implied warranties or liability for incidental or consequential damages, so the above limitation or exclusion may not apply to you. This warranty gives you specific legal rights, and you may also have other rights which vary from state to state.

## Apple Computer, Inc.

© Apple Computer, Inc., 1991  
20525 Mariani Avenue  
Cupertino, CA 95014-6299  
(408) 996-1010

Apple, the Apple logo, AppleLink, Apple IIgs, GS/OS, LaserWriter, Macintosh, and ProDOS are trademarks of Apple Computer, Inc., registered in the U.S. and other countries.

AppleCare is a service mark of Apple Computer, Inc, registered in the U.S. and other countries.

Apple SuperDrive is a trademark of Apple Computer, Inc.

Adobe, Adobe Illustrator, and PostScript are registered trademarks, and Adobe Photoshop is a trademark, of Adobe Systems Incorporated.

AGFA is a registered trademark of Agfa-Gevaert, AG.

Compugraphic is a registered trademark of AGFA Corporation.

ITC Zapf Dingbats is a registered trademark of International Typeface Corporation.

Microsoft and MS-DOS are registered trademarks of Microsoft Corporation.

QMS is a registered trademark and ColorScript is a trademark of QMS, Inc.

QuarkXPress is a registered trademark of Quark, Inc.

Simultaneously published in the United States and Canada.

Mention of third-party products is for informational purposes only and constitutes neither an endorsement nor a recommendation. Apple assumes no responsibility with regard to the performance or use of these products.

# Contents

Radio and television interference ii

■ About your Apple SuperDrive 1

■ Connecting your SuperDrive 2

If you have a Macintosh 2

If you have an Apple II 3

Installing another external drive 4

■ Using your SuperDrive 5

Choosing disks 5

Inserting a disk 6

Ejecting a disk 6

Protecting the information on a disk 7

Cleaning your SuperDrive 7

Important safety instructions 8

Service and support 9

## Important

This equipment has been tested and found to comply with the limits for a Class B digital device in accordance with the specifications in Part 15 of FCC rules. See instructions if interference to radio or television reception is suspected.

## Radio and television interference

The equipment described in this manual generates, uses, and can radiate radio-frequency energy. If it is not installed and used properly—that is, in strict accordance with Apple's instructions—it may cause interference with radio and television reception.

This equipment has been tested and found to comply with the limits for a Class B digital device in accordance with the specifications in Part 15 of FCC rules. These specifications are designed to provide reasonable protection against such interference in a residential installation. However, there is no guarantee that interference will not occur in a particular installation.

You can determine whether your computer system is causing interference by turning it off. If the interference stops, it was probably caused by the computer or one of the peripheral devices.

If your computer system does cause interference to radio or television reception, try to correct the interference by using one or more of the following measures:

- Turn the television or radio antenna until the interference stops.
- Move the computer to one side or the other of the television or radio.
- Move the computer farther away from the television or radio.
- Plug the computer into an outlet that is on a different circuit from the television or radio. (That is, make certain the computer and the television or radio are on circuits controlled by different circuit breakers or fuses.)

If necessary, consult your authorized Apple dealer or an experienced radio/television technician for additional suggestions. You may find helpful the following booklet, prepared by the Federal Communications Commission: *Interference Handbook* (stock number 004-000-00345-4). This booklet is available from the U.S. Government Printing Office, Washington, DC 20402.

△ **Important:** Changes or modifications to this product not authorized by Apple Computer, Inc., could void the FCC Certification and negate your authority to operate the product.

This product was tested for FCC compliance under conditions that included the use of shielded cables and connectors between system components. It is important that you use shielded cables and connectors to reduce the possibility of causing interference to radios, television sets, and other electronic devices. For Apple peripheral devices, you can obtain the proper shielded cables from your authorized Apple dealer. For non-Apple peripheral devices, contact the manufacturer or dealer for assistance. △

**DOC Class B Compliance** This digital apparatus does not exceed the Class B limits for radio noise emissions from digital apparatus set out in the radio interference regulations of the Canadian Department of Communications.

**Observation des normes—Classe B** Le présent appareil numérique n'émet pas de bruits radioélectriques dépassant les limites applicables aux appareils numériques de la Classe B prescrites dans les règlements sur le brouillage radioélectrique édictés par le Ministère des Communications du Canada.

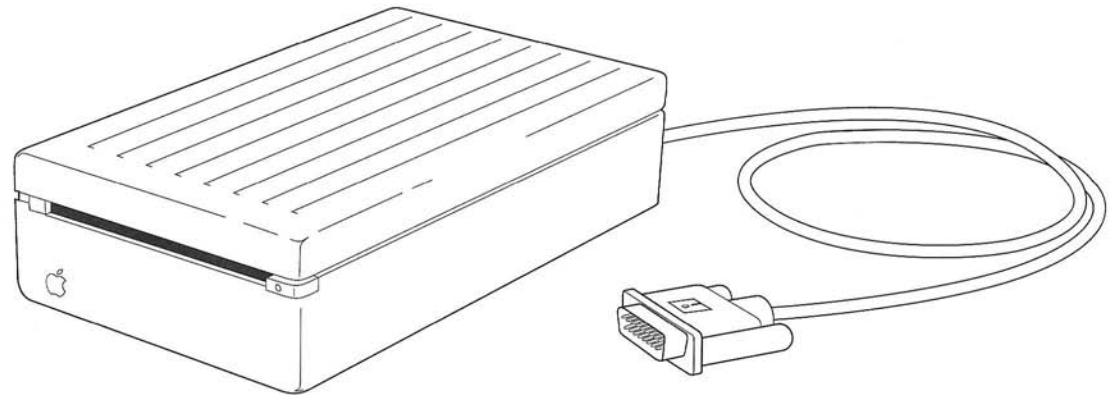
# About your Apple SuperDrive

You can use your Apple SuperDrive with most Apple II computers (the Apple IIgs, IIe, and IIc Plus) and with Macintosh computers.

The SuperDrive is capable of storing and retrieving information on 1.4 MB disks as well as on 400K and 800K disks. When used with an Apple II computer, it can be connected as one of a series of up to four floppy disk drives. When used with a Macintosh computer with appropriate software, it can also store and retrieve information on disks formatted for MS-DOS computers.

Whether you can take advantage of all of these capabilities depends on your computer system and on the software you use. This user's guide tells you how to connect and use the Apple SuperDrive with both Apple II and Macintosh computers. If you need more information about your computer system and the software you use, see the manuals that came with them.

△ **Important:** Read all the installation instructions, including the important safety precautions, before you use your SuperDrive. Keep the instructions handy for use by you and others. △

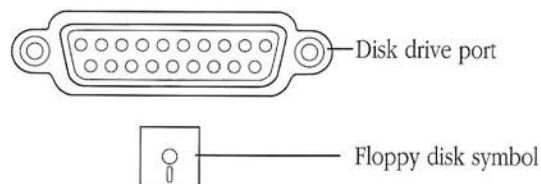




# Connecting your SuperDrive

## If you have a Macintosh

You can use the Apple SuperDrive with any Macintosh computer system that has a disk drive port. The disk drive port is on the back of the computer, and is marked with a floppy disk symbol.



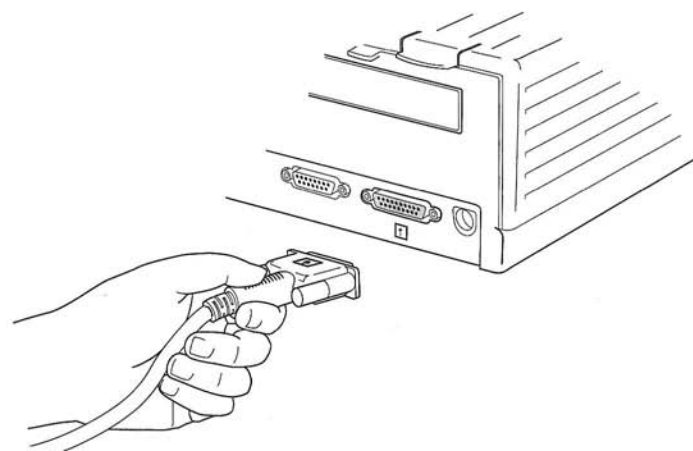
❖ *Note:* The kinds of disks you should use with your SuperDrive depend upon the capabilities of your computer and the version of system software you are using. See the section "Using Your SuperDrive" for more information. ❖

To connect the SuperDrive to your Macintosh computer, follow these steps:

### 1. Turn off the computer if it is not already off.

▲ **Warning:** Leaving your computer on while you connect the disk drive could damage both the computer and the drive. ▲

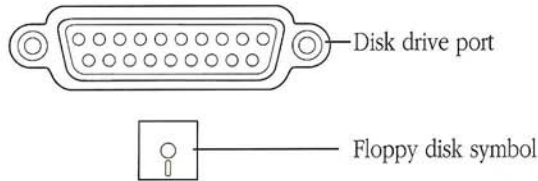
2. Touch one of the metal parts of the disk drive port to discharge any static electricity that may be on your body.
3. Plug the SuperDrive cable into the disk drive port on the back of the computer and tighten the thumbscrews.



### 4. Turn on the computer.

## If you have an Apple II

You can connect your Apple SuperDrive to the disk drive port on the back of an Apple IIgs or an Apple IIc Plus computer. (The disk drive port is marked with a floppy disk symbol.)



You can also connect your SuperDrive to a connector on an appropriate controller card installed in an Apple IIe or Apple IIgs computer. (The connector looks the same as the disk drive port, but it isn't marked with a floppy disk symbol.) If you're not sure whether your controller card works with the SuperDrive, see your authorized Apple dealer or representative.

❖ *Note:* The kinds of disks you should use with your SuperDrive depend upon the capabilities of your computer and the version of system software you are using. See the section "Using Your SuperDrive" for more information. ❖

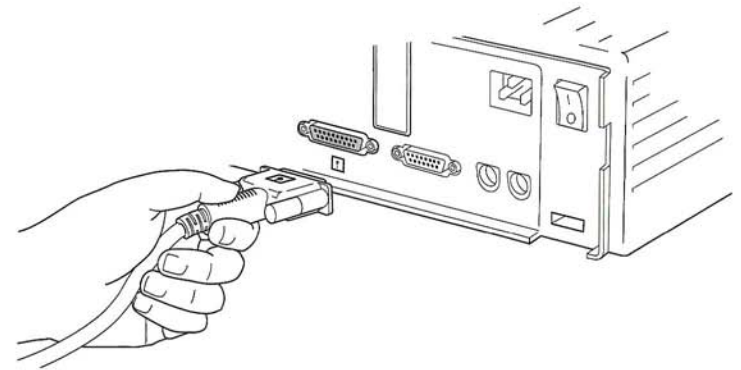
To connect the SuperDrive to your Apple II computer, follow these steps:

**1. Turn off the computer if it is not already off.**

▲ **Warning:** Leaving your computer on while you connect the disk drive could damage both the computer and the drive. ▲

**2. Touch one of the metal parts of the disk drive port to discharge any static electricity that may be on your body.**

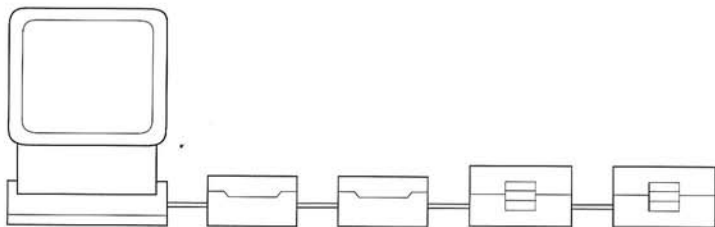
**3. Plug the SuperDrive cable into the disk drive port (or to the connector on your disk controller card) on the back of the computer and tighten the thumbscrews.**



**4. Turn on the computer.**

## Installing another external drive

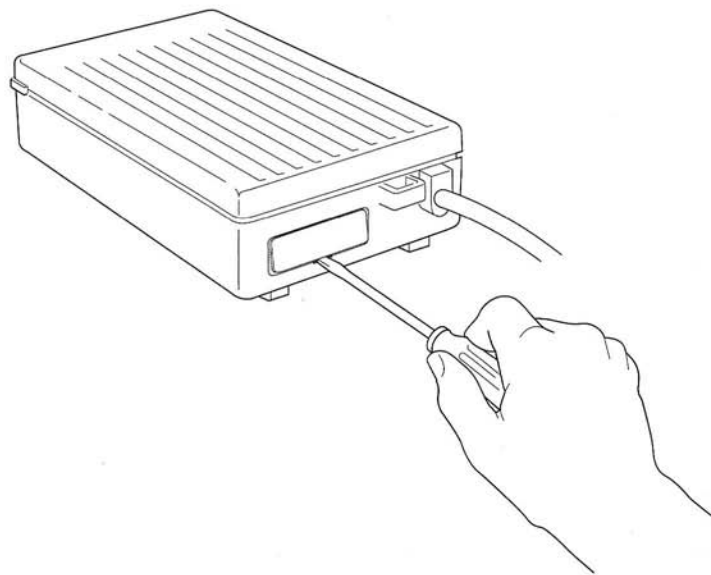
When you want to connect another disk drive to your Apple II, you connect it to your SuperDrive in what's called daisy-chain fashion. You can connect up to four disk drives in a daisy chain. The disk drives in a daisy chain do not all have to be SuperDrives, but the SuperDrives should be closest to the computer in the chain.



Up to four devices can be connected to your Apple II in a daisy chain. Your SuperDrive or SuperDrives should be nearest to the computer.

To connect another drive to your SuperDrive, follow these steps:

1. **Turn off your computer.**
2. **Pry the plastic connector cover from the back of the SuperDrive with a flat-bladed screwdriver.**



3. **Plug the second drive's cable into the connector on the back of the first drive and tighten the retaining screws.**

# Using your SuperDrive

## Choosing disks

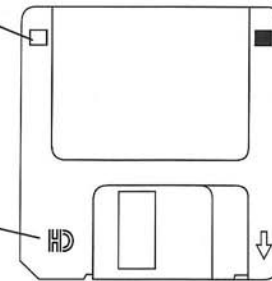
The Apple SuperDrive can store and retrieve data on 1.4 MB (high-density) disks as well as on 400K and 800K disks. You can always use 400K and 800K disks in your SuperDrive. You can take advantage of the greater storage capacity of 1.4 MB disks if your computer or disk controller card has that capability.

- If you have an Apple IIgs or IIe, you need a special disk controller card to use 1.4 MB disks in your SuperDrive.
- If you have a Macintosh, you can use 1.4 MB disks in your SuperDrive if the computer's internal floppy disk drive can use 1.4 MB disks, and if you are using system software version 6.0 or later.
- If you are not sure whether you can use 1.4 MB disks, see the manuals that came with your computer or disk controller card.

You can recognize 1.4 MB disks by the additional hole in the plastic casing of the disk and by the letters *HD* (for high density). Do not insert 1.4 MB disks in 400K or 800K disk drives; those disk drives cannot store or retrieve data on 1.4 MB disks.

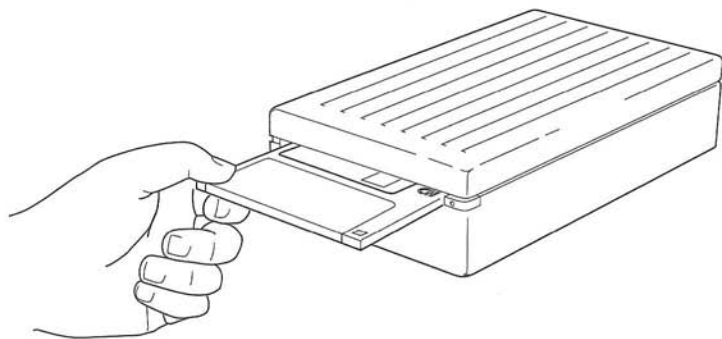
This hole appears only on high-density disks.

The letters *HD*, on all high-density disks.



## Inserting a disk

To insert a disk, slide the disk into the slot in the front of the drive, metal end first, label side up. When the disk is most of the way in, the drive's internal mechanism automatically snaps the disk into place.

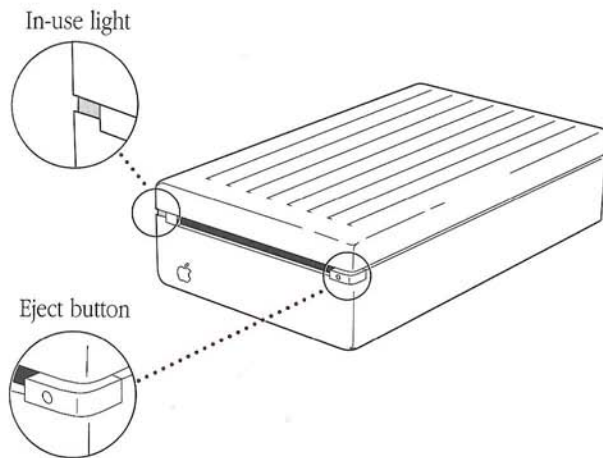


## Ejecting a disk

To eject a disk while using your Macintosh or Apple IIGs (using GS/OS), drag the disk icon to the Trash. (See the manual that came with your computer for more ways to eject disks.)

To eject a disk while using your Apple IIe, IIc Plus, or IIGs (using ProDOS), make sure the light on the front of the drive is off, then push the eject button on the front of the drive. (When the light is on, it indicates that the computer is sending or receiving information to or from the disk.)

❖ *Note:* The eject button on the SuperDrive works only when the power is on, and only with an Apple II computer. ❖

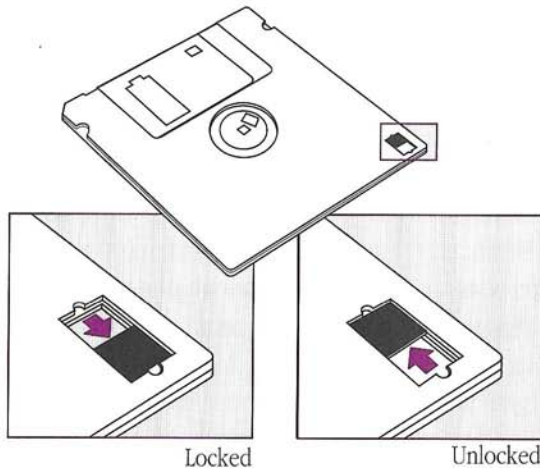


As a last resort, if you cannot eject a disk any other way, insert a straightened-out paper clip or similar object into the access hole to the right of the disk slot. Push carefully on the paper clip until the mechanism releases the disk. Do not force the mechanism by pushing too hard.

## Protecting the information on a disk

All floppy disks come with a tab in the corner that allows you to protect or “lock” the disk. When a disk is locked, you cannot change the files that are on it, delete files, or store additional files.

To lock a disk, slide the tab so you can see through the small hole near the edge of the disk. To unlock a disk, slide the tab so that it covers the hole.



## Cleaning your SuperDrive

Under normal use, the internal mechanism of the SuperDrive should not need cleaning. If your SuperDrive consistently fails to retrieve or store information on disks, take it to your authorized Apple dealer or service provider. See the section “Service and Support” for more information.

The outside casing of the SuperDrive can be cleaned. To clean the case, do the following:

- 1. Turn off your computer and disconnect the computer’s power plug. (Pull the plug, not the cord.)**
- 2. Wipe the surfaces lightly with a clean, soft cloth dampened with water.**

## Important safety instructions

For your own safety and that of your equipment, always take the following precautions.

Disconnect the computer's power plug (by pulling the plug, not the cord) if any of the following conditions exists:

- you want to remove the cover (leave the cord disconnected as long as the cover is off)
- the power cord or plug becomes frayed or otherwise damaged
- you spill something into the case
- your SuperDrive is exposed to rain or any other excess moisture
- your SuperDrive has been dropped or the case has been otherwise damaged
- you suspect that your SuperDrive needs service or repair
- you want to clean the case (use only the recommended procedure described in the section "Cleaning Your SuperDrive")

Be sure that you always do the following:

- Keep your SuperDrive away from sources of liquids, such as wash basins, bathtubs, shower stalls, and so on.
  - Protect your SuperDrive from dampness or wet weather, such as rain, snow, and so on.
  - Follow all instructions and warnings dealing with your system.
- ▲ **Warning:** Electrical equipment may be hazardous if misused. Operation of this product, or similar products, must always be supervised by an adult. Do not allow children access to the interior of any electrical product and do not permit them to handle any cables. ▲

## Service and support

To help you get the best performance from your system, Apple Computer has established authorized Apple dealers who offer full support. If you need answers to technical questions or information about product updates, your authorized Apple dealer can help you. Apple's technical support organization backs each dealer and international technical support group via an AppleLink network, a state-of-the-art on-line electronic information service, to ensure prompt, reliable assistance.

Your dealer has the latest information on new hardware and software products as well as product updates. If you wish to upgrade your system, your dealer can help you select compatible components.

If your product requires service, your local authorized Apple dealer is trained and ready to support you. Apple provides factory-quality parts and the latest available diagnostic equipment to the more than three thousand authorized Apple service centers throughout the world. Apple guarantees parts and warranty labor. (Regulations in each country determine the length of warranty. Some restrictions may apply, depending on the country of original purchase.)

If for some reason you cannot return to the authorized dealer from whom you purchased your system, go to the nearest service location. For the location nearest you, in the United States or Canada, call or write to one of the following:

Apple Computer, Inc.  
Customer Relations  
20525 Mariani Avenue  
Cupertino, CA 95014-6299  
U.S.A.  
800-538-9696


Apple Canada, Inc.  
7495 Birchmount Road  
Markham, Ontario, L3R 5G2  
Canada  
800-268-7796 or  
800-268-7637

For locations in other countries, either call the Apple headquarters in your country or write to the United States address given above.

Apple also offers service plans designed to meet your needs. One of these is the AppleCare Service Agreement (available in the United States, Canada, and Australia only), which extends full warranty coverage up to three years. Your AppleCare contract will be honored at any participating authorized Apple dealer within the country of purchase—an added benefit if you relocate. Local service means time saved in getting your Apple system back to work.

You can purchase AppleCare at any time, but it's a good idea to purchase it with your system, or at least before your warranty has expired, to avoid an inspection at your own expense.





## The Apple Publishing System

This Apple manual was written and edited on a desktop publishing system using Apple Macintosh computers and Microsoft Word. Proof pages were created on Apple LaserWriter printers and on the QMS ColorScript 100 color printer. Final pages were produced in QuarkXPress and output directly to separated film on an AGFA Compugraphic ProSet 9000 series imagesetter. Line art was created with Adobe Illustrator. Cover art was produced with Adobe Photoshop.

Text type is Apple's corporate font, a condensed version of Garamond. Ornaments are ITC Zapf Dingbats® and custom symbols designed for Apple Computer.

PostScript®, the LaserWriter page-description language, was developed by Adobe Systems Incorporated.



**Apple Computer, Inc.**

20525 Mariani Avenue  
Cupertino, California 95014-6299  
(408) 996-1010  
TLX 171-576

030-1850-A  
Printed in U.S.A.



## Limited Warranty

APPLE COMPUTER, INC. ("Apple") warrants this hardware product against defects in material and workmanship for a period of NINETY (90) DAYS from the date of original retail purchase.

If you discover a defect, Apple will, at its option, repair, replace or refund the purchase price of this product at no charge to you, provided you return it during the warranty period, transportation charges prepaid, to the authorized Apple Dealer from whom you purchased it or to any other authorized Apple Dealer within the country of original retail purchase. (You can obtain additional information from Apple directly at the address printed on this certificate.) Please attach your name, address, telephone number, a description of the problem and a copy of a bill of sale bearing the appropriate Apple serial numbers as proof of date of original retail purchase, to each product returned for warranty service.

This warranty applies only to hardware products manufactured by or for Apple, which can be identified by the "Apple" trademark, trade

name or logo affixed to them. Apple software is warranted pursuant to a separate written statement packed with the software; Apple does not warrant any products that are not Apple Products. This warranty does not apply if the product has been damaged by accident, abuse, misuse or misapplication, has been modified without the written permission of Apple, or if any Apple serial number has been removed or defaced.

**ALL IMPLIED WARRANTIES, INCLUDING IMPLIED WARRANTIES OF MERCHANTABILITY AND FITNESS FOR A PARTICULAR PURPOSE, ARE LIMITED IN DURATION TO NINETY (90) DAYS FROM THE DATE OF ORIGINAL RETAIL PURCHASE OF THIS PRODUCT.**

**THE WARRANTY AND REMEDIES SET FORTH ABOVE ARE EXCLUSIVE AND IN LIEU OF ALL OTHERS, ORAL OR WRITTEN, EXPRESS OR IMPLIED.** No Apple Dealer, agent or employee is authorized to make any modification, extension or addition to this warranty.

**APPLE IS NOT RESPONSIBLE FOR SPECIAL, INCIDENTAL OR CONSEQUENTIAL DAMAGES RESULTING FROM ANY BREACH OF WARRANTY, OR UNDER ANY OTHER LEGAL THEORY, INCLUDING LOST PROFITS, DOWNTIME, GOODWILL, DAMAGE TO OR REPLACEMENT OF EQUIPMENT AND PROPERTY, AND ANY COSTS OF RECOVERING, REPROGRAMMING OR REPRODUCING ANY PROGRAM OR DATA STORED IN OR USED WITH APPLE PRODUCTS.**

Some states do not allow the exclusion or limitation of incidental or consequential damages or limitations on how long an implied warranty lasts, so the above limitation or exclusion may not apply to you. This warranty gives you specific legal rights, and you may also have other rights which vary from state to state.

Apple Computer, Inc.  
20525 Mariani Avenue  
Cupertino, California 95014  
(408) 996-1010  
TLX 171-576

## Garantía Limitada

APPLE COMPUTER, INC. («Apple») garantiza este producto de hardware contra defectos de material y de mano de obra por un periodo de NOVENTA (90) DIAS a partir de la fecha de la compra del producto.

Si el comprador descubriera algún defecto, Apple tendrá la opción de reparar o reemplazar este producto sin cargo o de reembolsar el importe de su precio de venta, siempre que se devuelva el producto durante el periodo de la garantía al Distribuidor Autorizado de quien lo adquirió o a cualquier otro Distribuidor Autorizado dentro del país donde se efectuó la compra. (Se puede obtener información adicional al respecto escribiendo directamente a la dirección consignada en este certificado.) Sírvase adjuntar su nombre, dirección completa, teléfono, la descripción del problema y una copia de la nota de venta con el correspondiente número de serie de Apple, como prueba de la fecha de la compra original, por cada producto que se devuelva para el servicio de garantía.

Esta garantía cubre solamente a los productos de hardware (circuitaria) manufacturados por Apple y que pueden ser identificados por

la marca registrada «Apple», su denominación comercial o su logotipo fijados en ellos («Productos Apple»). Los productos de software de Apple tienen garantías separadas incluidas en el paquete de cada software; Apple no garantiza ningún otro producto que no sea un producto Apple. Esta garantía perderá todo su efecto si el producto fue dañado por accidente, abuso, mal uso o mala aplicación, si fue modificado o si algún número de serie de Apple fue quitado o alterado.

**TODA GARANTÍA IMPLÍCITA, INCLUYENDO GARANTÍAS IMPLÍCITAS DE COMERCIALIZACIÓN Y CONVENIENCIA PARA ALGUN PROPOSITO EN PARTICULAR, ESTA LIMITADA EN SU DURACIÓN A NOVENTA (90) DIAS A PARTIR DE LA FECHA DE LA COMPRA ORIGINAL DE ESTE PRODUCTO AL MINORISTA.**

**ESTE GARANTÍA Y LOS RECURSOS ESPECIFICADOS SON EXCLUSIVOS Y SUBSTITUYEN A TODA OTRA GARANTÍA ORAL O ESCRITA, EXPRESA OR IMPLÍCITA.** Ningún representante o distribuidor, agente o empleado de Apple está autorizado para modificar, extender o efectuar agregados a esta garantía.

**APPLE NO ASUME NINGUNA RESPONSABILIDAD POR DAÑOS ESPECIALES, INCIDENTALES O INDIRECTOS RESULTANTES DE INFRINGIR CUALQUIER GARANTÍA, O POR CUALQUIER OTRO SUPUESTO LEGAL, INCLUYENDO PERDIDAS DE BENEFICIOS, PAGOS ADELANTADOS, CLIENTELA, DAÑOS A O POR REEMPLAZO DE EQUIPOS Y PROPIEDADES Y POR TODO COSTO DE RECUPERACIÓN, REPROGRAMACIÓN O REDUCCIÓN DE CUALQUIER PROGRAMA O DATOS ALMACENADOS EN O USADOS CON PRODUCTOS APPLE.**

En algunos estados no se permite la exclusión o limitación de daños incidentales o indirectos, o términos sobre la duración de una garantía implícita, de forma que las anteriores limitaciones o exclusiones en ciertos casos podrían no ser procedentes. Esta garantía da derechos legales específicos al comprador, quien también podría tener otros derechos que varían de país en país.

Apple Computer, Inc.  
20525 Mariani Avenue  
Cupertino, California 95014  
(408) 996-1010  
TLX 171-576



## Garantie Limitée

**Les garanties sous-entendues sont limitées  
à la durée de la garantie formelle**

Apple Canada Inc. («Apple») garantit ce produit contre tout défaut de matière première ou vice de fabrication pendant une période de quatre-vingt-dix jours à partir de la date de l'achat initial. Cette garantie ne s'applique qu'aux composants et aux produits fabriqués par Apple et qui peuvent être identifiés par la marque de commerce, le nom de commerce ou le logotype «Apple» qui leur est apposé. Apple ne garantit aucun produit qui n'est pas fabriqué par Apple.

Durant la période de la garantie, Apple réparera (ou remplacera, à son choix), sans frais, ce produit Apple ou n'importe quelle composante fabriquée par Apple qui s'avérerait défectueuse, pourvu que le produit Apple soit retourné à un Centre de service Apple autorisé.

Pour faire appel à la garantie, obtenez les nom et adresse du Centre de service Apple autorisé le plus rapproché en vous adressant à votre concenssionnaire Apple local

ou directement d'Apple à l'adresse ci-dessous. Joignez au produit Apple vos nom, adresse, numéro de téléphone, une description du problème et la preuve de la date d'achat au détail (tel que votre chèque payé ou la facture). Expédiez le produit Apple au Centre de service Apple autorisé le plus rapproché, port payé.

Cette garantie ne s'applique pas si le produit a été endommagé par un accident, s'il a été abusé ou employé improprement, ou suivant un service ou une modification par autre qu'un Centre de service Apple autorisé.

**APPLE N'ASSUME AUCUNE RESPONSABILITÉ POUR LES DOMMAGES, DIRECTS ET INDIRECTS QUI POURRAIENT DÉCOULER D'UN MANQUEMENT AUX CONDITIONS DE TOUTE GARANTIE EXPRESSE OU SOUS-ENTENDUE, Y COMPRIS LE DOMMAGE MATÉRIEL AUX BIENS ET, DANS LA MESURE QUE LA LOI LE PERMET, À LA PERSONNE.**

**CETTE GARANTIE REMPLACE TOUTE AUTRE GARANTIE. TOUTES GARANTIES SOUS-ENTENDUES, Y COMPRIS LES GARANTIES DE VALEUR COMMERCIALE ET D'UTILITÉ POUR SERVIR À UN OBJET QUELCONQUE, SONT LIMITÉES À LA DURÉE DE QUATRE-VINGT-DIX JOURS DE LA DATE DE L'ACHAT DE CE PRODUIT AU DÉTAIL.**

Cette garantie ne s'appliquera pas dans les cas où n'importe quelle de ces conditions soit interdite par des juridictions auxquelles on ne peut pas déroger. Cette garantie vous accorde des droits spécifiques et il est possible que vous ayez d'autres droits que pourraient varier d'un endroit à l'autre.

**Apple Canada Inc.**  
7495 Birchmount Road  
Markham, Ontario  
L3R 5G2  
Telephone: (416) 477-5800

## Limited Warranty

**Implied warranties limited to duration of express warranty**

Apple Canada Inc. ("Apple") warrants this product against defects in material and workmanship for a period of ninety days from the date of original retail purchase. This warranty applies only to products and components manufactured by Apple, which can be identified by the "Apple" trademark, trade name or logo affixed to them. Apple does not warrant any products not manufactured by Apple.

During the warranty period, Apple will repair (or at its option replace), at no charge, this Apple product or any Apple-manufactured components that prove to be defective, provided the Apple product is returned to an authorized Apple Service Center.

In order to obtain warranty performance, obtain the name and address of the nearest authorized Apple Service Center from your local Apple dealer or from Apple directly at the

address printed below. Attach to the Apple product your name, address, telephone number, a description of the problem and proof of date of retail purchase (such as a bill of sale or cancelled check). Return the Apple product to the nearest authorized Apple Service Center, transportation charges prepaid.

This warranty does not apply if the product has been damaged by accident, abuse, misuse or misapplication, or as a result of service or modification by other than an authorized Apple Service Center.

**APPLE IS NOT RESPONSIBLE FOR INCIDENTAL OR CONSEQUENTIAL DAMAGES RESULTING FROM THE BREACH OF ANY EXPRESS OR IMPLIED WARRANTY, INCLUDING DAMAGE TO PROPERTY AND, TO THE EXTENT PERMITTED BY LAW, DAMAGES FOR PERSONAL INJURY. THIS WARRANTY IS IN LIEU OF**

**ALL OTHER WARRANTIES. ANY IMPLIED WARRANTIES, INCLUDING IMPLIED WARRANTIES OF MERCHANTABILITY AND FITNESS FOR A PARTICULAR PURPOSE, ARE LIMITED IN DURATION TO NINETY DAYS FROM THE DATE OF RETAIL PURCHASE OF THIS PRODUCT.**

This warranty shall not be applicable to the extent that any of its provisions are prohibited by any jurisdictions which cannot be pre-empted. This warranty gives you specific legal rights, and you may also have other rights which vary from place to place.

**Apple Canada Inc.**  
7495 Birchmount Road  
Markham, Ontario  
L3R 5G2  
Telephone: (416) 477-5800